


◀ Welcome ▶

You are about to walk the PrayDay For Schools Labyrinth. A labyrinth is a marked out path. All labyrinths have a pattern where you walk towards



the centre and then out again - towards a place of resting in God's presence and then out to face the world again. Along the path of the labyrinth are various areas. Each area allows you to consider and talk to God about you and school.

This labyrinth is linked to the CBBC show "Serious Amazon" which was shown on TV early last year. Like "Serious Arctic" and "Serious Desert" "Serious Amazon" shows a group of young people going on an expedition to a remote part of the world. In the Labyrinth each area is linked to this theme of going on an expedition.

Take your time to complete the Labyrinth - there is no need to rush. Move slowly from one area to another.

You can be totally honest with God and say what you really think and feel. If you're not sure about anything just ask someone to help.

If you haven't done so already, now would be a good time to take off your shoes. This is a way of showing that you respect God. It can also remind us we are doing something special.


So let's get started. Slowly make your way to the first prayer area.



← Area One →

Where Are We?

Once they have travelled to Peru, the team travel by bus and speedboat to their base camp. Those who are taking them to base camp have to look on a map to find out where they should be heading. They need to look at where they are starting from and where they want to get to so they can plan the best route.



WHAT TO DO :

- In the area you will see a map. Can you find your school on this map? You might like to put a cross on the map to roughly mark where your school is.



- ➡ What do you think of school? Take a piece of paper and write down as many words / pictures / symbols as you want to that come into your mind when you think of your school. When you are done, in your head, read out or describe what you have put as a silent prayer to God.

- ➡ When you have done, fold the paper up and put it in the post box. This is a bit like posting your thoughts to God. The Bible promises that God sees everything we have done.

When you are ready move on to Area Two.




← Area Two →

What Distracts You?

The team in Serious Amazon use a compass to help them find their way through the rainforest.

WHAT TO DO

- ➔ Look again for your school on the map.
- ➔ Put the compass on the map. Which way is north? Which direction is your school from where we are on the map?



- ➡ Take one of the magnets and put it near the compass. What happens to the needle?
- ➡ Now take the magnet away from the compass - what happens now?
- ➡ The magnet distract the needle and cause the compass to loose it's sense of which way is really north. In the same way, there are often things or people at school that distract us from doing what we should really be doing.
- ➡ As you put the magnet near the compass think about what or who distracts you from doing what you know God wants and from working hard at school. In your head, ask God to help you to do what you know is right - no matter how strong the distractions may be.

When you are ready move onto area three



← Area Three →

God Please Change Us

The water in the Amazon isn't safe to drink so the team use special tablets like the ones here that make the water ok to drink. The truth is that at some time or other everyone at school does something that makes God unhappy. Often we know something is wrong and that we shouldn't have done it.



WHAT TO DO

- ➔ Close your eyes. In your head, ask God to help you remember one thing you have done at school that has made him sad. If you remember something you might like to say sorry to God for that thing now and decide to try to not do that again.



- ➔ The Bible promises that if we say sorry to God for the things we have done wrong and we really are sorry, He will forgive us and that bad thing will disappear from God's mind forever.
- ➔ If you want to, you can take a tablet and write on it a word or draw a symbol to represent the thing you are sorry for. When you are ready, you could put the tablet into the glass of water. As the tablet disappears remember that the thing you have said sorry for is disappearing from God's mind.

When you are ready move onto Area Four



← Area Four →

Time To Chill

The team on Serious Amazon work hard to complete their task of removing the illegal fishing nets and building the monkey enclosure. One of the high points of the expedition is the night when, after a lot of hard work, they finally get to set up and sit around the campfire and relax.



Just like the team on Serious Amazon worked hard, so also school can be hard work. Sometimes it can be hard to live in a way that makes God happy at school - especially when that might mean Doing something different from your friends. That's why it's so important to just relax with God sometimes and let him refresh you ready to face another week at school.



WHAT TO DO

- ➔ Find somewhere comfy to sit or lie and listen to this song. It is a song all about how special you are to God and how much He cares for you. You can sit or lie here for as long as you like. This is a place to sit quietly with God.


When you are ready move onto Area Five



← Area Five →

Expedition Leaders

Ben and Polly are the expedition leaders on Serious Amazon. It's their job to train the team so they will survive their trip into the rainforest and complete their task to remove the illegal fishing nets and build the monkey enclosure.



At school too there are adults who are there to help us learn and enjoy our time at school.

WHAT TO DO

- Close your eyes and try to think of an adult who has helped you at school.



- ➔ In your head thank God for that adult and what they have done for you.
- ➔ You might like to say a prayer for this adult now - maybe ask God to help them to do their job well and to know God as a friend.
- ➔ If you want to you can draw a picture of the adult and hang it up on the washing line. You might like to write a thank you prayer on the picture as well.


When you're ready move on to the final area.



← Area Six →

Fly The Flag

When the first people landed on the moon, reached the north pole or even climbed Mount Everest, they put their country's flag in the ground. This was a way of marking the occasion and of saying that that place belonged to their nation.



WHAT TO DO

- ➔ Design a flag that shows something about God and place it on the part of the map where you school is. As you put your flag there, pray that on this special occasion, when you have completed the school labyrinth, that God will become more important than ever in your school.





When you have done all this, slowly follow the marked out path out of the labyrinth. Remember as you go back to face the world again, Jesus words from the Bible,

**“I’ll be with you as you do this, day after day,
right up to the end of the age.”**

